

Scaled data based on original data using
LM-79-08 Approved Method: Electrical and Photometric Measurements of Solid-
State Lighting Products

Test Report Prepared for
Cooper Lighting Solutions
(formerly Eaton)

Brand: McGRAW-EDISON

Report Number: P594289

Luminaire Tested: **ISC-PA1E-730-U-5WQ**

Issue Date: 3/22/2022

Test Information

Test Method: LM-79-08
Report Number: P594289
TEST IS SCALED FROM IESNA LM-79-08 TEST DATA (G1-2201-510-14)
Test Lab: INNOVATION CENTER
Issue Date: 3/22/2022
Manufacturer: COOPER LIGHTING SOLUTIONS (FORMERLY EATON)
Product Line: McGRAW-EDISON
Catalog Number: ISC-PA1E-730-U-5WQ
Description: IMPACT ELITE LED CYLINDER LUMINAIRE
(1) 70 CRI, 3000K, 1050mA LIGHT ENGINE WITH 24 LEDS AND TYPE V WIDE OPTICS
Light Source: -
Ballast/Driver: ELECTRONIC DRIVER

Summary

Lumens per Lamp: N/A
Luminaire Lumens: 9671 lumens
Efficiency: N/A
Efficacy: 117.4 lumens/watt
Luminous Opening: Rectangular (W 0.75' x L: 0.5' x H: 0')
IES Classification: Type V - Medium
BUG Rating: B4 - U0 - G2

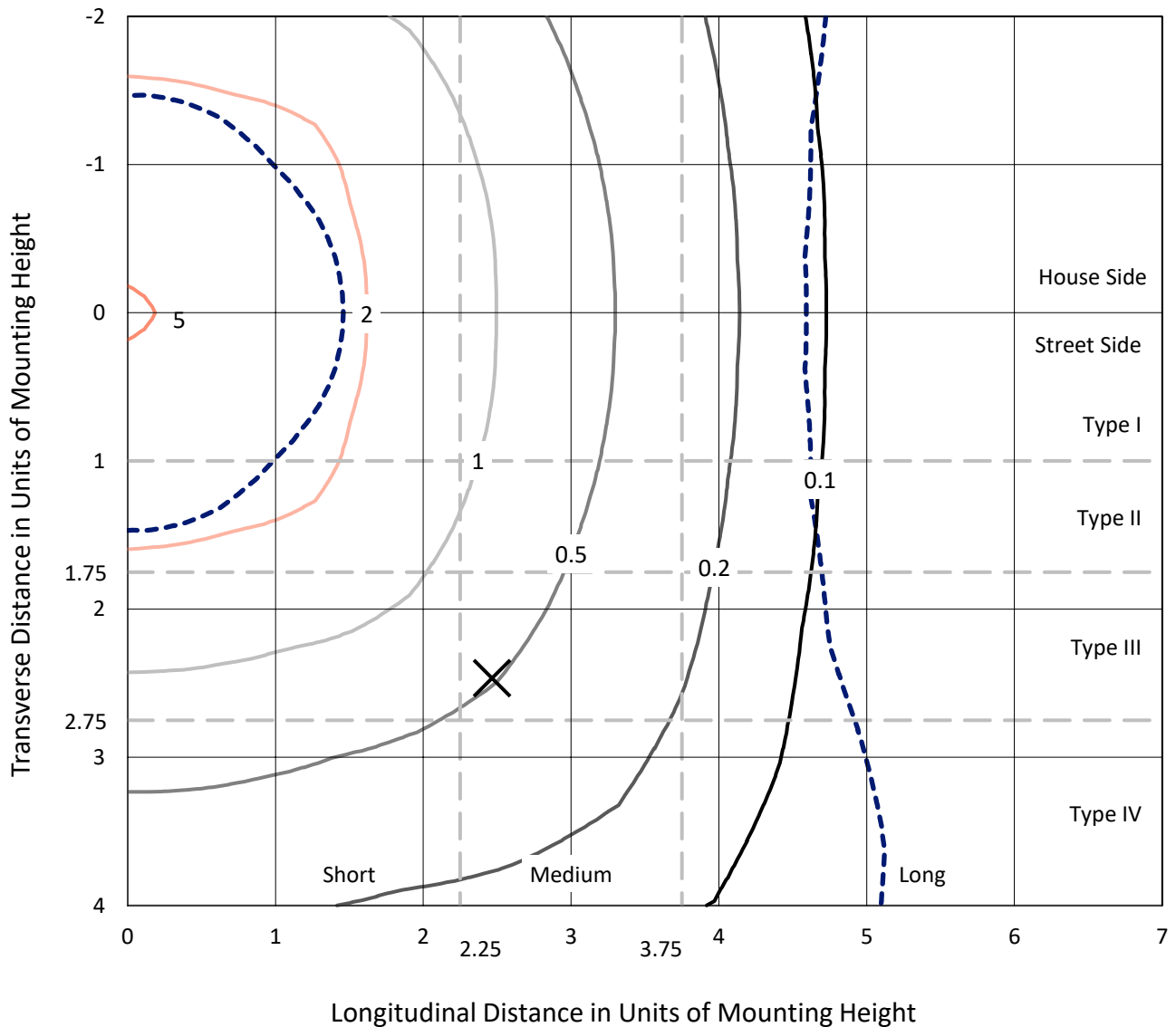
Input Watts (W): 82.4
Input Voltage (V): NR
Input Current (Ain): NR
Voltage Rise (V): NR
Power Factor: NR
Total Harmonic Distortion (THDi): NR
Frequency (hertz): 60
Stabilization Time: NR
Operation Time: NR
Ambient Temperature (°C): NR
Test Distance: 28.75 FT



REPORT NUMBER: P594289
 CATALOG NUMBER: ISC-PA1E-730-U-5WQ

Iso-Footcandle Lines of Horizontal Illumination

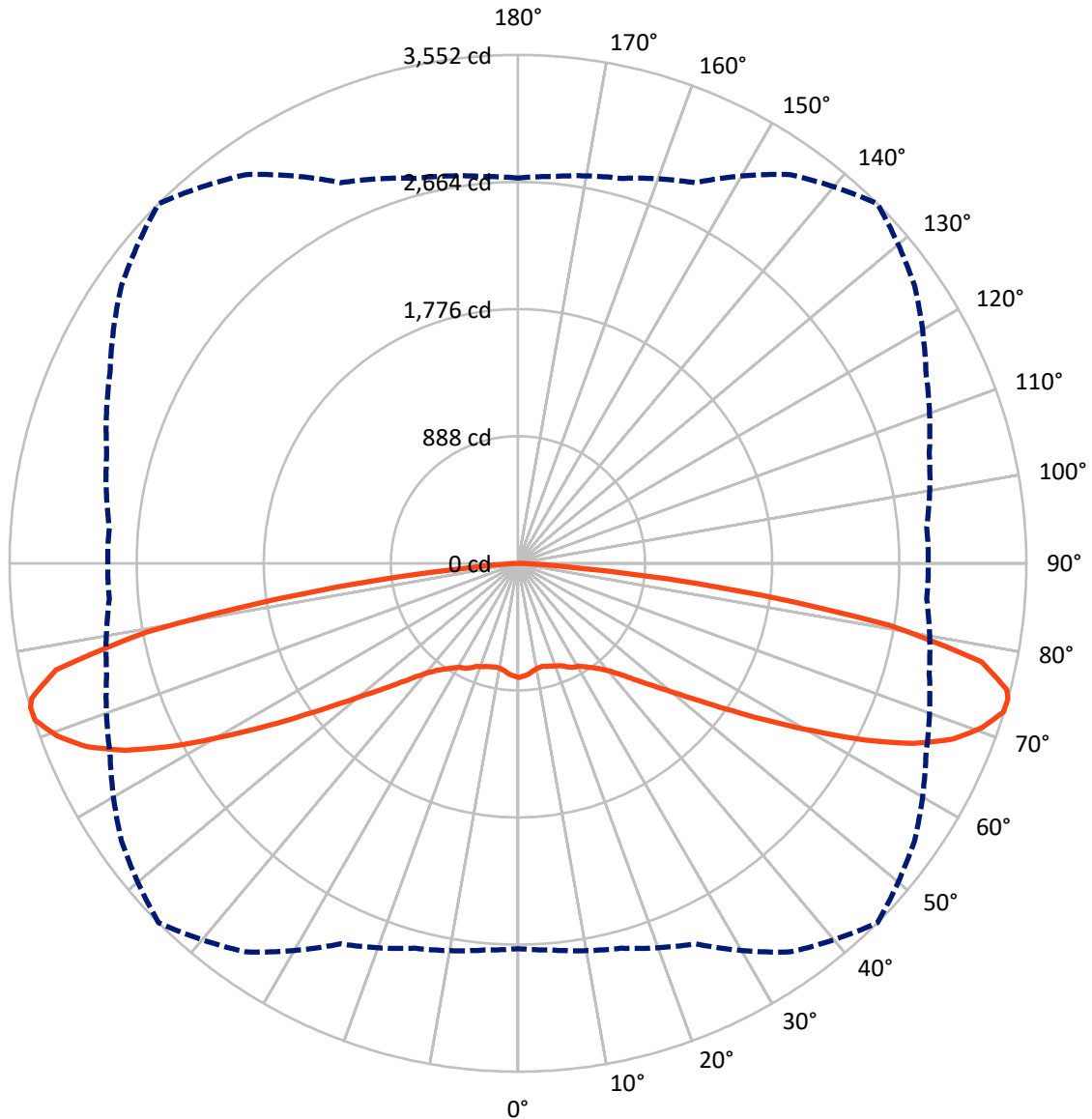
× Max cd
 - - - 1/2 Max cd



Based on 12 foot mounting height. Maximum calculated value = 5.5 fc
 Type V - Medium - N/A

REPORT NUMBER: P594289
CATALOG NUMBER: ISC-PA1E-730-U-5WQ

Luminous Intensity Polar Plot



— Vertical Plane Through 45-Deg Lateral - - - Horizontal Cone Through 74-Deg Vertical

REPORT NUMBER: P594289
 CATALOG NUMBER: ISC-PA1E-730-U-5WQ

FLUX DISTRIBUTION:

		Downward	Upward	Total
House Side	Lumens	4835.5	0.0	4835.5
	% Fixture	50.0	0.0	50.0
Street Side	Lumens	4835.5	0.0	4835.5
	% Fixture	50.0	0.0	50.0
Total	Lumens	9671.0	0.0	9671.0
	% Fixture	100.0	0.0	100.0

ZONAL LUMENS:

Zone	Lumens	% Fixture
0°-10°	73.1	0.8
10°-20°	214.2	2.2
20°-30°	370.0	3.8
30°-40°	566.7	5.9
40°-50°	922.0	9.5
50°-60°	1598.9	16.5
60°-70°	2648.0	27.4
70°-80°	2865.1	29.6
80°-90°	412.9	4.3
90°-100°	0.0	0.0
100°-110°	0.0	0.0
110°-120°	0.0	0.0
120°-130°	0.0	0.0
130°-140°	0.0	0.0
140°-150°	0.0	0.0
150°-160°	0.0	0.0
160°-170°	0.0	0.0
170°-180°	0.0	0.0
0°-90°	9671.0	100.0
0°-180°	9671.0	100.0

Coefficient of Utilization

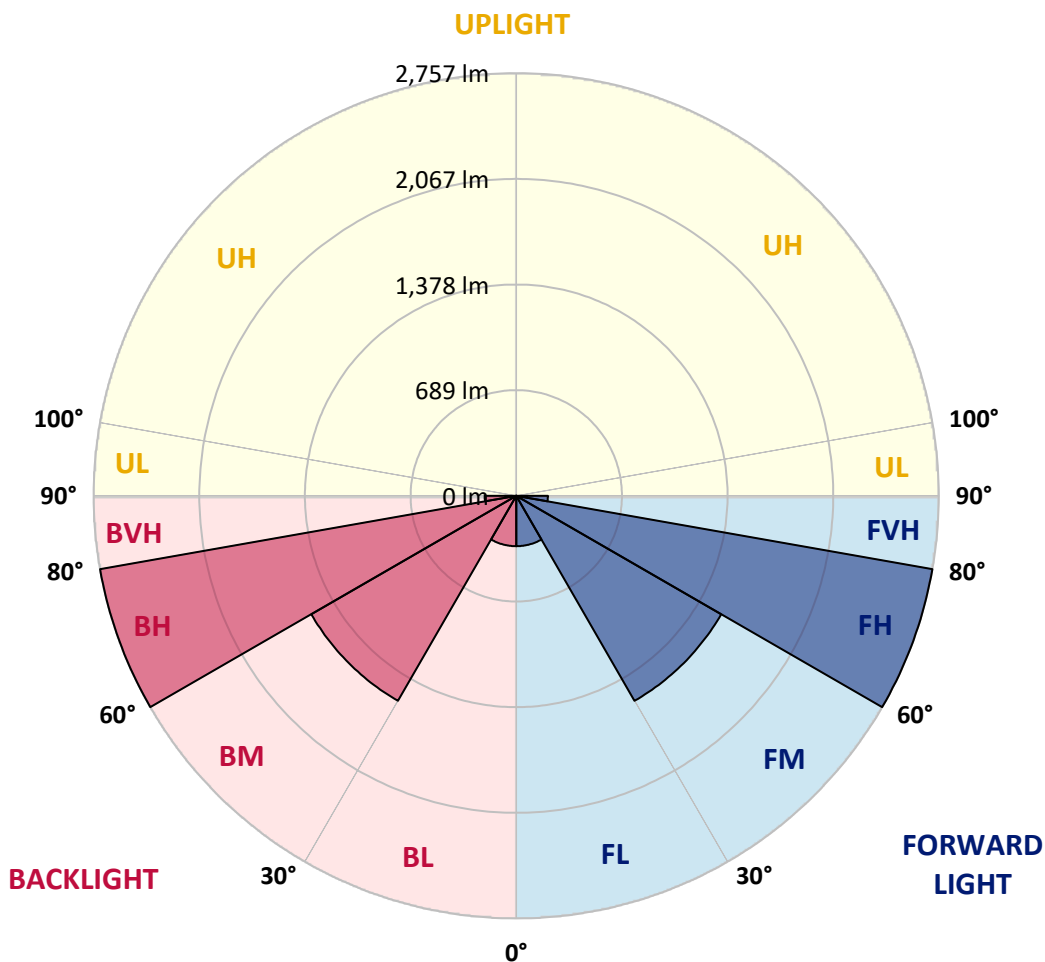


REPORT NUMBER: P594289
 CATALOG NUMBER: ISC-PA1E-730-U-5WQ

LUMINAIRE CLASSIFICATION SYSTEM LUMEN TABLE AND BUG RATING:

Zone	Lumens	% Fixture	Zone Rating/Lumen Limit		
			B	U	G
FL (0°-30°)	328.7	3.4			
FM (30°-60°)	1543.8	16.0			
FH (60°-80°)	2756.5	28.5			G2/5000
FVH (80°-90°)	206.4	2.1			G2/225
BL (0°-30°)	328.7	3.4	B1/500		
BM (30°-60°)	1543.8	16.0	B2/2500		
BH (60°-80°)	2756.5	28.5	B4/5000		G2/5000
BVH (80°-90°)	206.4	2.1			G2/225
UL (90°-100°)	0.0	0.0		U0/0	
UH (100°-180°)	0.0	0.0		U0/0	

BUG Rating: B4-U0-G2
 Type V Medium





REPORT NUMBER: P594289
 CATALOG NUMBER: ISC-PA1E-730-U-5WQ

CANDELA DISTRIBUTION (FULL):

	0°	5°	15°	25°	35°	45°	55°	65°	75°	85°	90°
0°	797.8	797.8	797.8	797.8	797.8	797.8	797.8	797.8	797.8	797.8	797.8
2.5°	786.3	788.6	788.6	786.3	788.6	788.6	788.6	790.9	788.6	793.2	790.9
5°	774.8	774.8	777.1	774.8	774.8	774.8	774.8	779.4	777.1	781.7	777.1
7.5°	756.4	756.4	756.4	756.4	758.7	758.7	758.7	763.3	763.3	763.3	761.0
10°	751.8	749.5	749.5	744.9	744.9	744.9	742.6	749.5	751.8	756.4	754.1
12.5°	754.1	754.1	749.5	744.9	742.6	740.3	740.3	747.2	754.1	756.4	756.4
15°	763.3	763.3	756.4	747.2	747.2	747.2	744.9	747.2	758.7	763.3	758.7
17.5°	770.2	767.9	761.0	756.4	756.4	754.1	754.1	754.1	761.0	767.9	767.9
20°	781.7	781.7	772.5	767.9	767.9	765.6	763.3	761.0	767.9	777.1	774.8
22.5°	797.8	793.2	786.3	781.7	779.4	777.1	772.5	774.8	779.4	786.3	786.3
25°	809.3	809.3	802.4	800.1	802.4	802.4	795.5	790.9	793.2	800.1	800.1
27.5°	813.9	813.9	809.3	809.3	818.5	823.1	813.9	804.7	800.1	807.0	804.7
30°	832.3	832.3	827.7	825.4	832.3	834.6	830.0	823.1	820.8	827.7	825.4
32.5°	864.5	862.2	855.3	848.4	850.7	862.2	853.0	850.7	850.7	857.6	859.9
35°	901.3	896.7	889.8	882.9	885.2	896.7	887.5	887.5	889.8	899.0	899.0
37.5°	954.2	949.6	940.4	924.3	922.0	935.8	933.5	935.8	945.0	949.6	954.2
40°	1011.7	1009.4	997.9	984.1	981.8	991.0	993.3	997.9	1007.1	1011.7	1014.0
42.5°	1094.4	1089.8	1071.4	1057.6	1055.3	1066.8	1071.4	1076.0	1087.5	1092.1	1096.7
45°	1195.6	1193.3	1172.6	1156.5	1149.6	1165.7	1165.7	1170.3	1181.8	1191.0	1191.0
47.5°	1306.0	1303.7	1287.6	1269.2	1271.5	1283.0	1280.7	1283.0	1292.2	1301.4	1308.3
50°	1430.1	1423.2	1404.8	1400.2	1411.7	1423.2	1414.0	1411.7	1425.5	1430.1	1427.8
52.5°	1565.8	1558.9	1549.7	1549.7	1577.3	1598.0	1591.1	1570.4	1570.4	1568.1	1565.8
55°	1726.7	1722.1	1719.8	1731.3	1777.3	1818.7	1793.4	1754.3	1738.2	1729.0	1733.6
57.5°	1894.6	1883.1	1903.7	1929.0	2021.0	2080.8	2041.7	1968.1	1945.1	1926.7	1917.5
60°	2064.7	2060.1	2090.0	2149.8	2280.8	2382.0	2329.1	2207.2	2165.9	2124.5	2124.5
62.5°	2230.2	2225.6	2269.3	2361.3	2568.2	2717.7	2621.1	2467.1	2386.6	2324.5	2315.3
65°	2430.3	2423.4	2471.7	2570.5	2846.4	3035.0	2913.1	2710.8	2614.2	2529.1	2517.6
67.5°	2593.5	2593.5	2657.9	2779.7	3080.9	3278.7	3126.9	2952.2	2839.5	2752.2	2743.0
70°	2749.9	2763.7	2811.9	2931.5	3260.3	3439.6	3301.7	3145.3	3044.2	2956.8	2947.6
72.5°	2816.5	2834.9	2883.2	3000.5	3338.5	3547.7	3386.7	3207.4	3099.3	3012.0	3000.5
74°	2692.4	2713.1	2784.3	2933.8	3315.5	3552.3	3382.1	3145.3	2975.2	2867.1	2867.1
75°	2552.1	2579.7	2664.8	2825.7	3267.2	3527.0	3333.9	3046.5	2809.6	2683.2	2690.1
77.5°	1968.1	2027.9	2119.9	2372.8	2931.5	3310.9	2963.7	2444.1	2064.7	1876.2	1871.6
80°	561.0	643.8	853.0	1416.3	2227.9	2637.2	2177.4	1446.2	1020.8	777.1	747.2
82.5°	135.7	158.6	218.4	400.1	951.9	1489.9	1078.3	473.6	285.1	186.2	149.4
85°	57.5	62.1	98.9	138.0	262.1	395.5	250.6	160.9	117.3	52.9	50.6
87.5°	20.7	23.0	36.8	36.8	55.2	32.2	57.5	39.1	41.4	13.8	13.8
90°	0.0	0.0	0.0	0.0	0.0	0.0	0.0	0.0	0.0	0.0	0.0

(END OF REPORT)